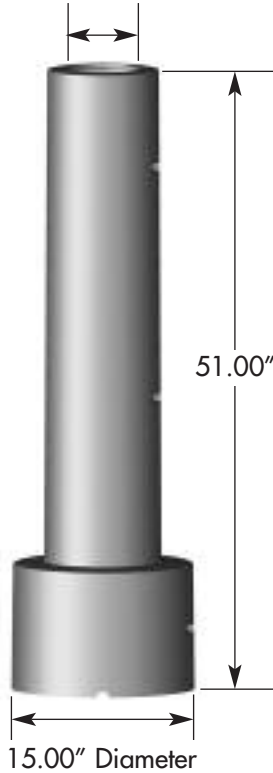


Fits Standard Pole Base Diameters
 6.50" to 7.50"



SPECIFICATIONS

The decorative base is constructed of two identical cast clamshells A319 alloy aluminum or equivalent.

Connecting hardware are stainless steel socket head style bolts. Tamperproof hardware is available on special order. All hardware is accessible from outside the base for easy installation. Halves are factory fitted and shipped together.

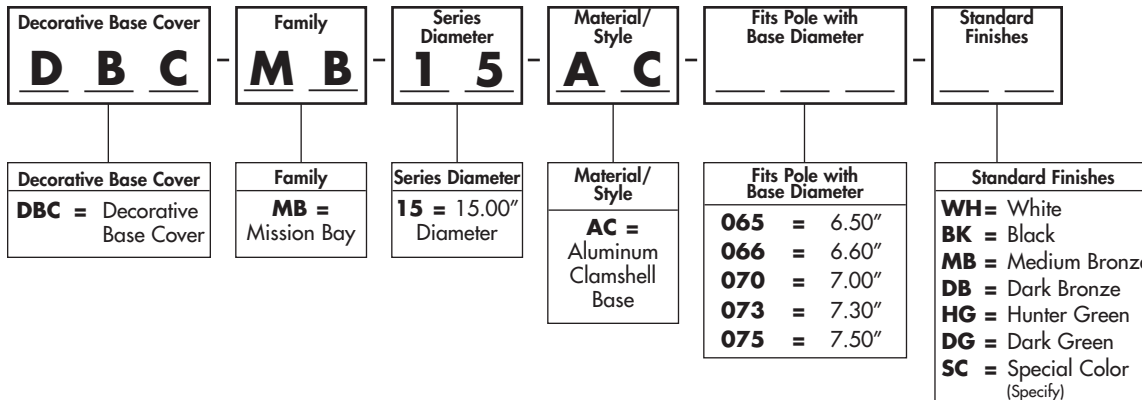
Clamshell bases are designed to wrap around the pole with a circular hole with a tolerance of .25" maximum clearance between the base and the casting. For fluted poles, the flutes start approximately 1-2" above the top of the base for a clean appearance.

The finish for the base is a polyester powder coating applied in accordance with Valmont Industries' Specifications.

The top opening dimensions are calculated using the pole base dimension and a taper rate of .14" per foot. The opening is designed to accommodate outside diameter of mandrel formed round tubes and point to point diameter of multi-sided tubes.

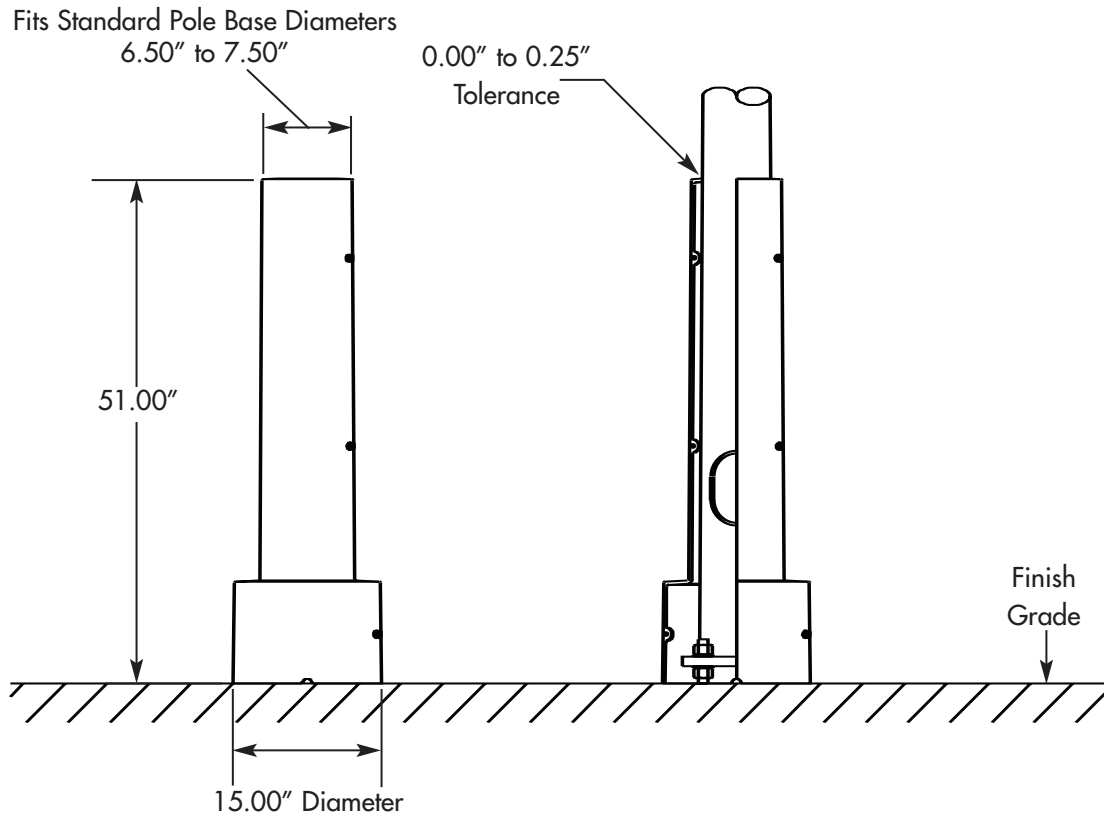
ALUMINUM Clamshell Base

CATALOG LOGIC



MISSION BAY MB15AC ALUMINUM CLAMSHELL DECORATIVE BASE

BASE MOUNTING DETAIL



NOTE: Pole handhole locations may vary based on rim clearance requirements, pole leveling method and shaft diameter fit tolerances. All dimensioning is based on poles installed using leveling nuts.