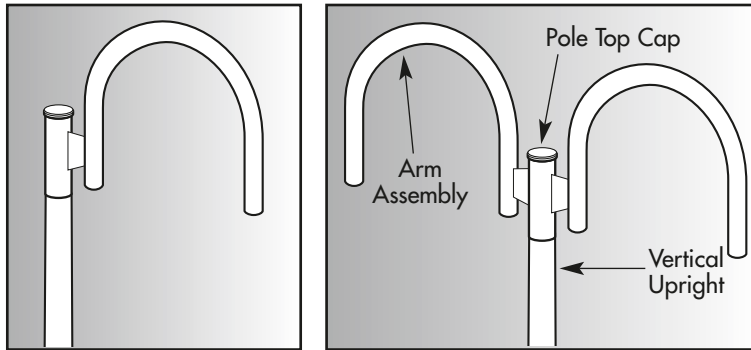
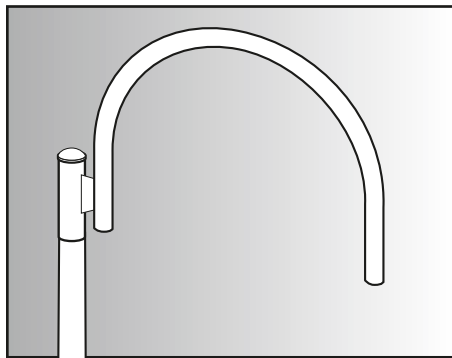


ALUMINUM POLE TOP ASSEMBLIES

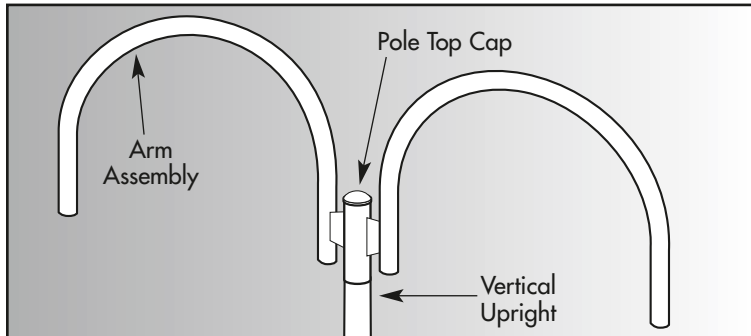
60th AVENUE SERIES "PTA-AV60"



60th AVENUE SHORT



60th AVENUE LONG



SPECIFICATIONS

Pole Top Construction: All components are formed from an extruded seamless 6063 alloy aluminum tube. The size of the vertical upright is 4" O.D. and allows for a smooth pole combination using a tenon interface. The vertical upright drops over the pole top tenon. Luminaire arm assemblies are manufactured with a bent 2-3/8" O.D. extruded 6063 alloy aluminum tube. All components are welded together.

Luminaire Mounting: Luminaire arms may be specified with the "D2" 1-1/2". It is supplied with a 1-1/2" female threaded coupling. A 1-1/2" male threaded coupling is also provided to adapt to female hub luminaires. A stainless steel hex drive set screw is provided in the female coupling as an anti-rotation locking device.

Pole Top Assembly Mounting to Pole: Pole top assemblies are mounted to Avenue shafts with the "PA" pole top tenon. This must be ordered with the pole to accommodate a pole top assembly. The pole top assembly is secured to the pole by two sets of three stainless steel set screws at 120° located on the vertical upright.

Pole Top Caps: Pole top cap options "P" – point, "B" – ball and "D" – half dome are manufactured of cast aluminum. The "P" – point cap is a cast aluminum shape with a cast aluminum half dome fit together to form a one-piece assembly. These three options are mounted to the pole top assembly with two stainless steel fasteners. The "F" – flat top cap is a one-piece push-in style polypropylene part that is available in black finish only.

Finish: The finish for the pole top assembly is polyester powder applied coating in accordance with Valmont Industries' Specifications.

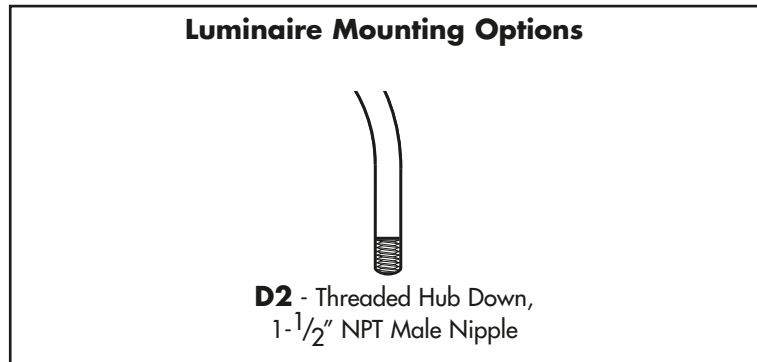
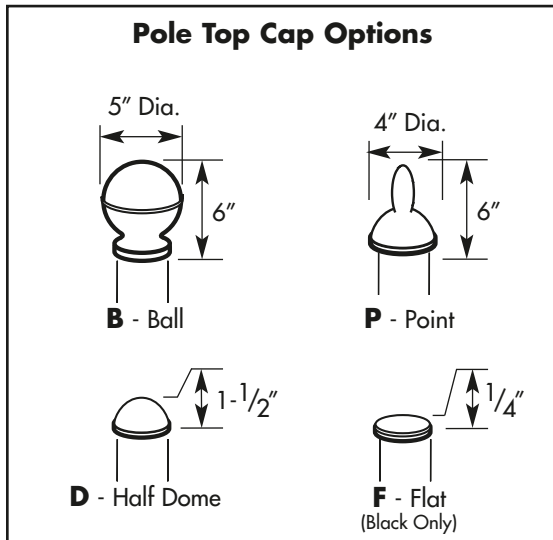
CATALOG LOGIC

POLE TOP ASSEMBLY P T	MATERIAL A	SERIES A V 6 0	NUMBER OF ARMS _____	ARM SPAN _____	LUMINAIRE MOUNTING _____	POLE TOP CAP _____	FINISH _____
POLE TOP ASSEMBLY PT = Pole Top Assembly	MATERIAL A = Aluminum	SERIES AV60 = 60th Avenue	NUMBER OF ARMS 1 = Single 2 = Double @ 180°	ARM SPAN ST = Short LO = Long SS = Special Span (Please Specify)		POLE TOP CAP B = Ball D = Half Dome P = Point F = Flat (BK Only)	
			LUMINAIRE MOUNTING D2 = Suspended Threaded Hub Down 1-1/2" NPT Male Nipple ST = Special Mounting		VERTICAL UPRIGHT, ARM ASSEMBLY, POLE TOP CAP FINISH WH = White BK = Black MB = Medium Bronze SG = Slate Grey ST = Sandstone SL = Silver BR = Burgundy RD = Red CG = Copper Green BG = Blue Green HG = Hunter Green AB = Azure Blue BV = Dark Blue Violet SC = Special Color (Please Specify)		

ALUMINUM POLE TOP ASSEMBLIES

60th AVENUE SERIES "PTA-AV60"

POLE TOP CAP AND LUMINAIRE MOUNTING OPTIONS

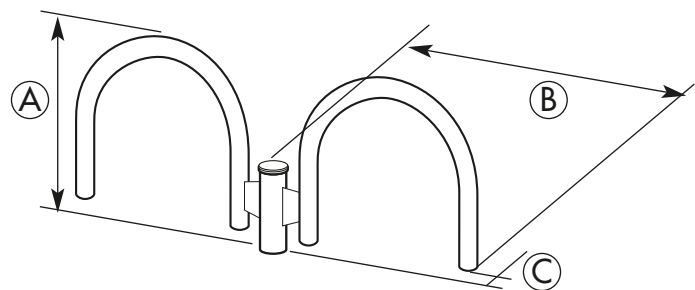
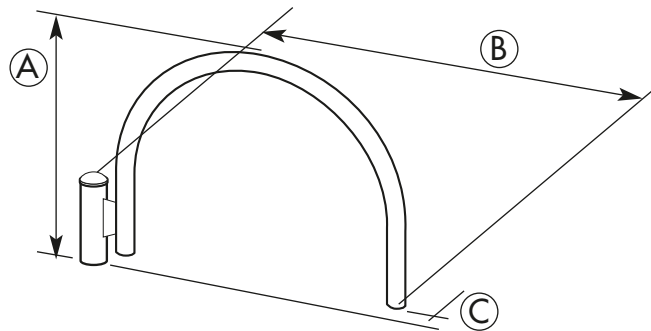


STANDARD DIMENSIONAL AND LOAD DATA

Single Arm

Double Arm

2 @ 180°



NOTE: Dimensions DO NOT include pole top caps.

POLE TOP SERIES	DIMENSIONS			LOAD DATA	
	(A) OVERALL HEIGHT	(B) HORIZ. DISTANCE TO LUMINAIRE	(C) HEIGHT TO LUMINAIRE ABOVE POLE TOP	POLE TOP ASSEMBLY EPA (SQ FT)	POLE TOP ASSEMBLY WEIGHT (LBS)
Short - Single Arm PTA-AV60-1-ST-(M)-(TC)-(TF)	3'	3'	3"	1.83	10
Short - Double Arm (2 @ 180 Degrees) PTA-AV60-2-ST-(M)-(TC)-(TF)	3'	3'	3"	3.29	16
Long - Single Arm PTA-AV60-1-LO-(M)-(TC)-(TF)	4'	6'	3"	2.85	17
Long - Double Arm (2 @ 180 Degrees) PTA-AV60-2-LO-(M)-(TC)-(TF)	4'	6'	3"	5.34	31

"PTA" Aluminum Pole Top Assemblies Ordering Notes:

- 1) Replace (M) with Luminaire Mounting Selection, (TC) with Pole Top Cap Selection and (TF) with Pole Top Assembly Finish Selection. See Catalog Logic for choices.
- 2) Pole Top Assembly weight and EPA must be added to luminaire load data to determine appropriate pole size. Pole top assemblies are designed for a maximum load of 120 lbs and 5.0 EPA per luminaire.

3-AV-11B