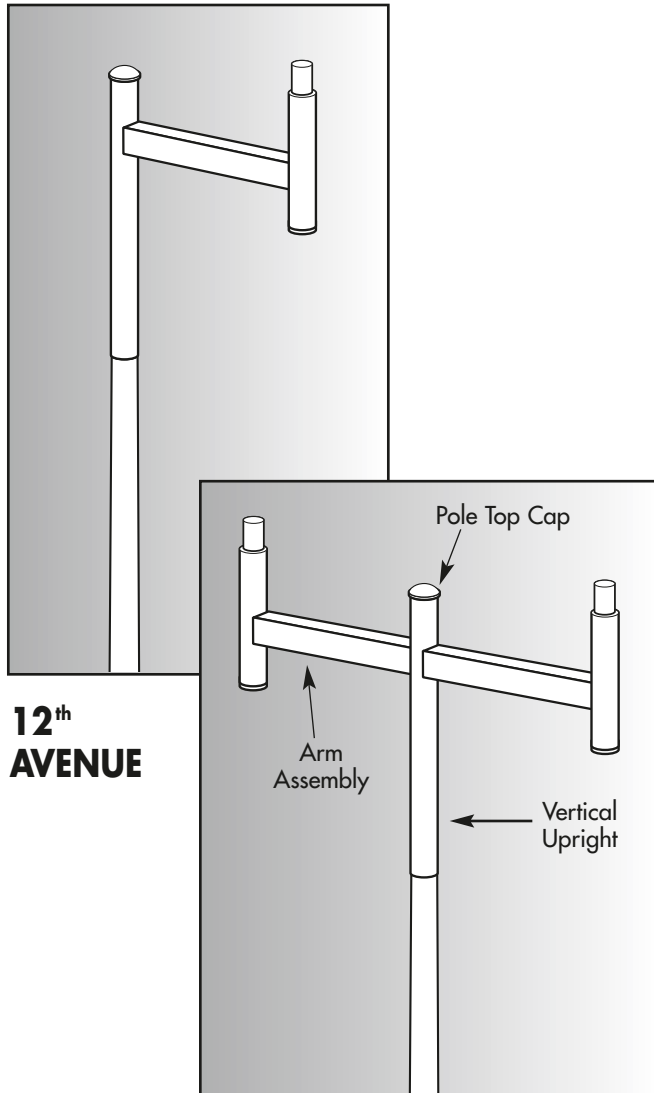


ALUMINUM POLE TOP ASSEMBLIES

12th AVENUE SERIES "PTA-AV12"



12th AVENUE

SPECIFICATIONS

Pole Top Construction: All components are formed from an extruded seamless 6063 alloy aluminum tube. The size of the vertical upright is 4" O.D. and allows for a smooth pole combination using a tenon interface. The vertical upright drops over the pole top tenon. Luminaire arm assemblies are manufactured with an horizontal straight 2" x 4" x 3/16" rectangular extruded 6063 alloy aluminum tube and a vertical 4" O.D. tube equipped with a flat cap. All components are welded together.

Luminaire Mounting: Luminaire arms may be specified with the "T2" 2-3/8" O.D. tenon or "T3" 3" O.D. tenon for top mounted luminaires.

Pole Top Assembly Mounting to Pole: Pole top assemblies are mounted to Avenue shafts with the "PA" pole top tenon. This must be ordered with the pole to accommodate a pole top assembly. The pole top assembly is secured to the pole by two sets of three stainless steel set screws at 120° located on the vertical upright.

Pole Top Caps: Pole top cap options "P" – point, "B" – ball and "D" – half dome are manufactured of cast aluminum. The "P" – point cap is a cast aluminum shape with a cast aluminum half dome fit together to form a one-piece assembly. These three options are mounted to the pole top assembly with two stainless steel fasteners. The "F" – flat top cap is a one-piece push-in style polypropylene part that is available in black finish only.

Finish: The finish for the pole top assembly is polyester powder applied coating in accordance with Valmont Industries' Specifications.

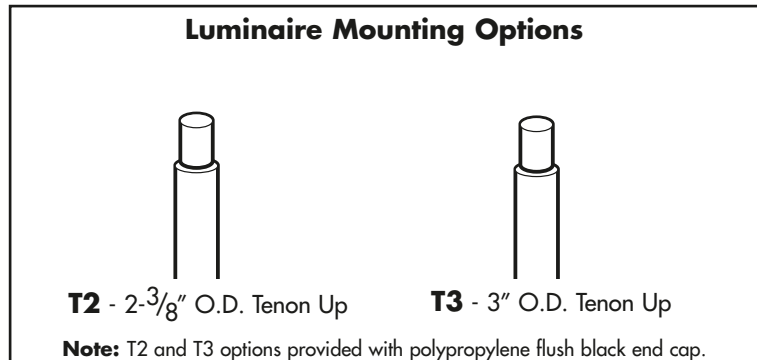
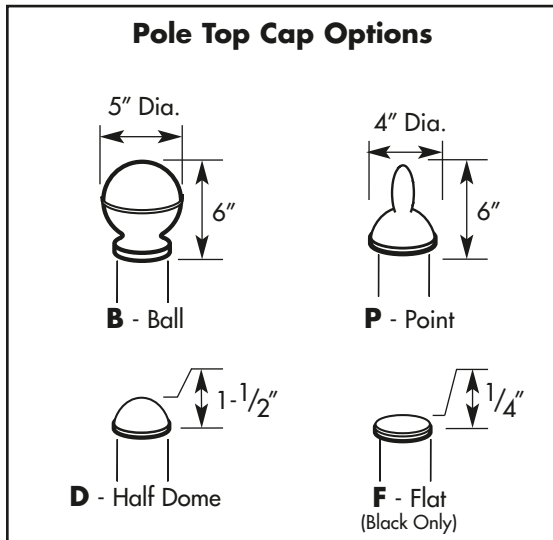
CATALOG LOGIC

POLE TOP ASSEMBLY P T	MATERIAL A	SERIES A V 1 2	NUMBER OF ARMS 1 2	ARM SPAN S T	LUMINAIRE MOUNTING T2 T3 ST	POLE TOP CAP B D P F	FINISH WH BK MB SG ST SL BR RD CG BG HG AB BV SC
POLE TOP ASSEMBLY PT = Pole Top Assembly	MATERIAL A = Aluminum	SERIES AV12 = 12th Avenue	NUMBER OF ARMS 1 = Single 2 = Double @ 180°	ARM SPAN ST = Short	LUMINAIRE MOUNTING T2 = Tenon Oriented Up 2-3/8" O.D. x 3" T3 = Tenon Oriented Up 3" O.D. x 3" ST = Special Mounting	POLE TOP CAP B = Ball D = Half Dome P = Point F = Flat (BK Only)	VERTICAL UPRIGHT, ARM ASSEMBLY, POLE TOP CAP FINISH WH = White BK = Black MB = Medium Bronze SG = Slate Grey ST = Sandstone SL = Silver BR = Burgundy RD = Red CG = Copper Green BG = Blue Green HG = Hunter Green AB = Azure Blue BV = Dark Blue Violet SC = Special Color (Please Specify)

ALUMINUM POLE TOP ASSEMBLIES

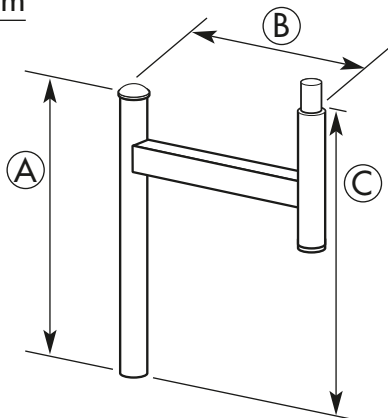
12th AVENUE SERIES "PTA-AV12"

POLE TOP CAP AND LUMINAIRE MOUNTING OPTIONS

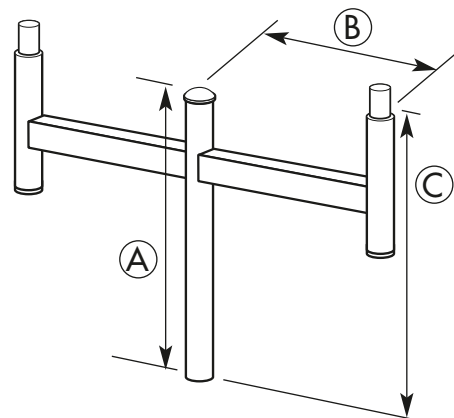


STANDARD DIMENSIONAL AND LOAD DATA

Single Arm



Double Arm



NOTE: Dimensions DO NOT include pole top caps.

POLE TOP SERIES	DIMENSIONS			LOAD DATA	
	(A) OVERALL HEIGHT	(B) HORIZ. DISTANCE TO LUMINAIRE	(C) HEIGHT TO LUMINAIRE ABOVE POLE TOP	POLE TOP ASSEMBLY EPA (SQ FT)	POLE TOP ASSEMBLY WEIGHT (LBS)
Single Arm PTA-AV12-1-ST-(M)-(TC)-(TF)	3'	2'	3'	2.77	12
Double Arm (2 @ 180 Degrees) PTA-AV12-2-ST-(M)-(TC)-(TF)	3'	2'	3'	4.66	18

"PTA" Aluminum Pole Top Assemblies Ordering Notes:

- 1) Replace (M) with Luminaire Mounting Selection, (TC) with Pole Top Cap Selection and (TF) with Pole Top Assembly Finish Selection. See Catalog Logic for choices.
- 2) Pole Top Assembly weight and EPA must be added to luminaire load data to determine appropriate pole size. Pole top assemblies are designed for a maximum load of 120 lbs and 5.0 EPA per luminaire.

SPC7055 06/05

3-AV-7B