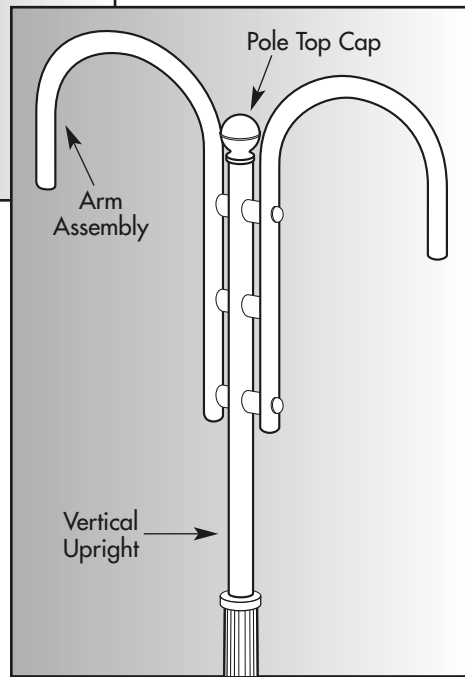


**STRADA
PTA-ST1**



SPECIFICATIONS

Vertical Upright: Vertical upright is manufactured from 3" O.D. extruded seamless 6063 alloy aluminum tube and is heat-treated to produce a T6 temper. It is polished with fine grain aluminum oxide cloths, resulting in a high quality circumferential satin-brushed surface. Arm attachment is accomplished with two 1-1/2" aluminum hubs, top and bottom. These are tapped for threaded mounting screws. The center hub is made from 1-1/2" O.D. aluminum tubing and acts as the fixture wiring channel.

Luminaire Arm Assemblies: Luminaire arms are manufactured from 2-3/8" O.D. extruded 6063 alloy aluminum tube and are heat-treated to produce a T6 temper. These are polished with fine grain aluminum oxide cloths, resulting in a high quality circumferential satin-brushed surface. The arm is mounted to the vertical upright with two ASTM F835 socket button head cap screws mechanically galvanized with lock washers.

Luminaire Mounting: Luminaire arms mounted with hook aimed down are supplied with 1-1/2" female threaded couplings. A 1-1/2" male threaded coupling is provided to adapt to female hub luminaires. A stainless steel hex drive set screw is provided in the female coupling as an anti-rotation locking device. A 1-1/2" diameter deburred hole is provided in the arm to align with the center hub on the vertical post for wiring. Open ends of the arms are provided with black polypropylene flat push-in caps. Arms may be mounted inverse with the hook aimed up. For these applications, a "T2" - 2-3/8" O.D. or "T3" - 3" O.D. tenon may be specified.

Pole Top Assembly Mounting to Pole: Pole top assemblies are mounted to City Quartz poles with a "PQ" tenon designed to support all pole top assemblies. This must be ordered with the pole. The vertical upright of the arm assembly is provided with two sets of three stainless steel screws at 120° that secure the pole top assembly to the pole.

Pole Top Caps: Pole top cap options "B" - ball and "D" - half dome are manufactured of spun aluminum components formed together to make a single assembly. The "S" - spike cap is a one-piece cast aluminum part. These three options are mounted with two stainless steel fasteners. The "F" - flat top cap is a one-piece push in style polypropylene part that is available in black finish only.

Finishes: The finish for the pole top assemblies is polyester powder applied coating in accordance with Valmont Industries' Specifications. Pole top assemblies may have different finishes on vertical upright, arm assembly and pole top cap.

CATALOG LOGIC

POLE TOP ASSEMBLY P T	MATERIAL A	SERIES S T I	NUMBER OF ARMS 	LUMINAIRE MOUNTING 	VERTICAL UPRIGHT FINISH V	ARM ASSEMBLY FINISH A	POLE TOP CAP 	POLE TOP CAP FINISH
POLE TOP ASSEMBLY PT= Pole Top Assembly	MATERIAL A= Aluminum	SERIES STI=Strada #1	NUMBER OF ARMS 1= Single 2= Double @ 180	LUMINAIRE MOUNTING T2 = Tenon Up ① 2-3/8" O.D. x 3" T3 = Tenon Up ① 3" O.D. x 3" D2 = Threaded Hub Down 1-1/2" NPS Female with Male Adapter ST = Special Mounting (Please Specify)	VERTICAL UPRIGHT, ARM ASSEMBLY, POLE TOP CAP FINISH WH = White BK = Black MB = Medium Bronze SG = Slate Grey ST = Sandstone SL = Silver BR = Burgundy RD = Red CG = Copper Green BG = Blue Green HG = Hunter Green AB = Azure Blue BV = Dark Blue Violet SC = Special Color (Please Specify)	POLE TOP CAP B = Ball D = Half Dome S = Spike F = Flat (BK Only)		

① Only when arm is mounted inverse with the hook aimed up.



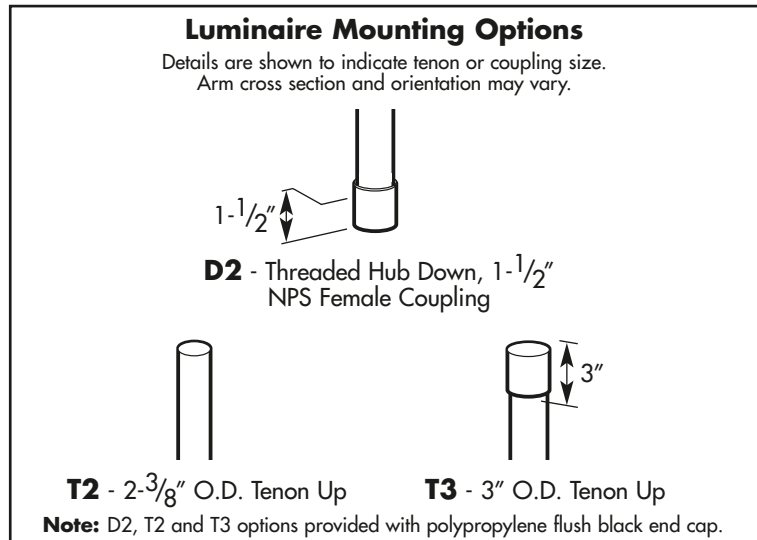
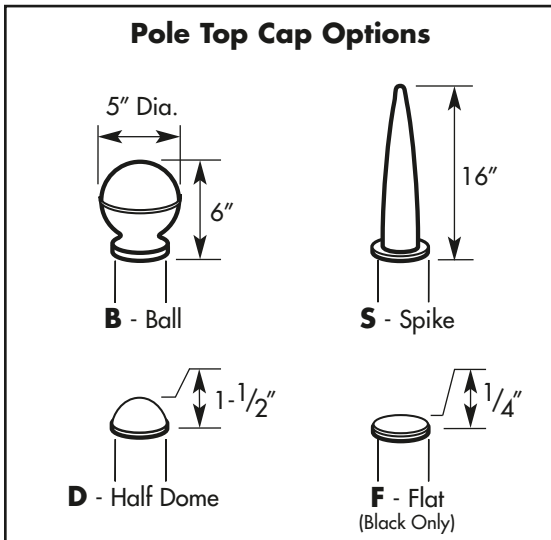
ALUMINUM POLE TOP ASSEMBLIES STRADA SERIES "PTA-ST1"



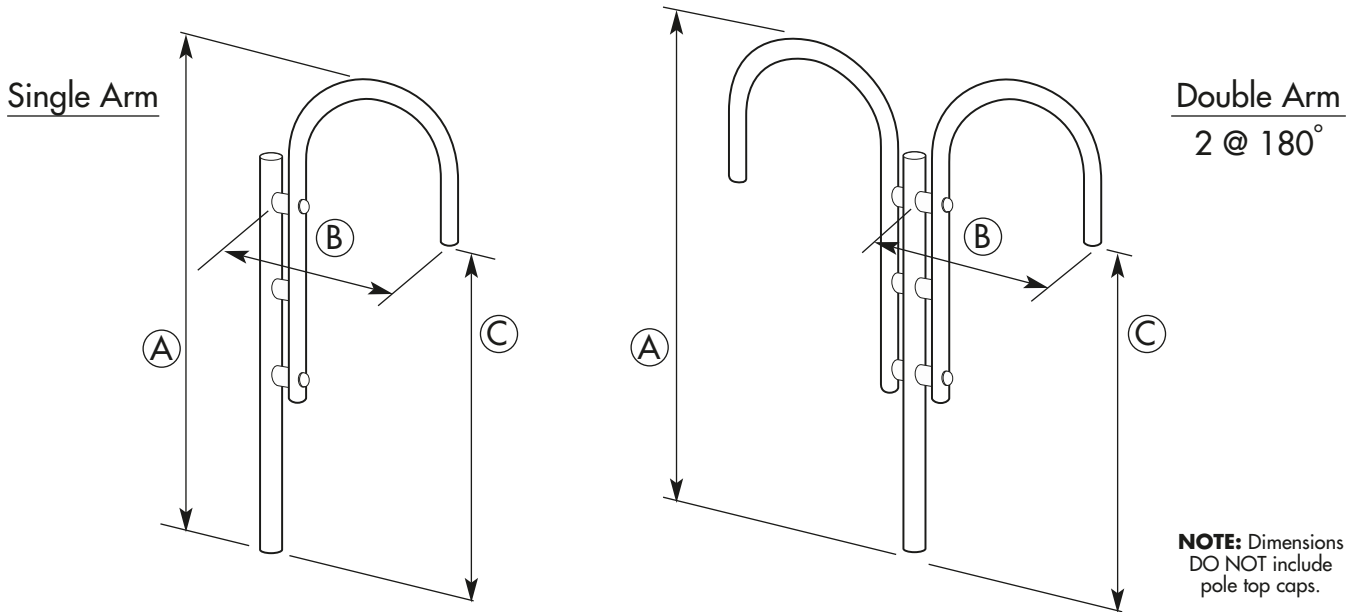
STRUCTURES

CITY QUARTZ ALUMINUM

POLE TOP CAP AND LUMINAIRE MOUNTING OPTIONS



STANDARD DIMENSIONAL AND LOAD DATA



POLE TOP SERIES	DIMENSIONS			LOAD DATA	
	(A) OVERALL HEIGHT	(B) HORIZ. DISTANCE TO LUMINAIRE	(C) HEIGHT TO LUMINAIRE ABOVE POLE TOP	POLE TOP ASSEMBLY EPA (SQ FT)	POLE TOP ASSEMBLY WEIGHT (LBS)
Single Arm PTA-ST1-1-(M)-(VF)-(AF)-(TC)-(TF)	5' - 6"	2' - 4"	4' - 0"	2.9	23
Double Arm (2 @ 180 Degrees) PTA-ST1-1-(M)-(VF)-(AF)-(TC)-(TF)	5' - 6"	2' - 4"	4' - 0"	4.4	32

"PTA" Aluminum Pole Top Assemblies Ordering Notes:

- 1) Replace (M) with Luminaire Mounting Selection, (VF) with Vertical Upright Finish Selection, (AF) with Arm Assembly Finish Selection, (TC) with Pole Top Cap Selection and (TF) with Pole Top Cap Finish Selection. See Catalog Logic for choices.
- 2) Pole Top Assembly weight and EPA must be added to luminaire load data to determine appropriate pole size. Pole top assemblies are designed for a maximum load of 120 lbs and 5.0 EPA per luminaire.